




Type: ASK/OOK Super-Heterodyne Receiver Module

Model: CY20-XXX

Description:

CY20 is a high quality superhet receiver with ISM band wireless data transmission. With the adoption of super high frequency wireless communications technology and low noise large scale integrated circuit, this module is highly cost effective with perfect anti-static protection and high reliability. It is the best choice of rolling remote controls, electric door control system and long-distance transmission. It can be heavily used in garage door and gate controls, retractile door, brake, industrial controls, communications and security system and GSM/GPS car kit. This receiving system is ideal for the application in demanding and complex environment. Wireless signal input and output without any added circuits. Users only need to decode the data plus a simple circuit and then any wireless products development can be easily achieved.



Order Information:

Model NO.	Frequency
CY20-315	315 MHz
CY20-433	433.92 MHz

Features:

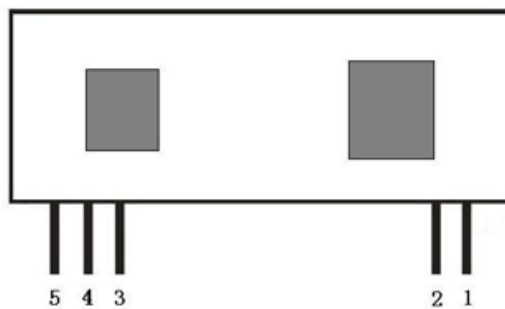
- Super anti-jamming;
- Sensitivity up to -116dBm;
- Working frequency: 315 MHz; 433MHz;
- Power supply input voltage range: 3V-5.5V;
- Low power consumption: 5.0 V/12mA;

- Good selectivity and spurious radiation suppression capability;
- Temperature range: -30°C~ +85°C;
- Perfect noise suppression

Application

- Remote keyless entry (RKE);
- Remote controls;
- Wireless security alarms;
- Remote curtains motor;
- Wireless industrial controls;
- Wireless parking lock;
- Strong interference occasion;
- DC motor controller

Pin Description



1. ANT 2. GND 3. GND 4. DATA 5. VCC

Figure1 CY20 Shape & Pins

PIN	PIN NAME	PIN DEFINITION
1	ANT	Antenna input
2	GND	Ground
3	GND	Ground
4	DATA	Data output
5	VDD	Connect to positive power supply



Note 1: ANT pin is a 50 ohm antenna input. The length is about:
23cm for 315MHz
17cm for 433.92MHz

Electrical Characteristics:

Condition: Ta=25°C Vcc=5.0V Freq.=315MHz

Specification	State	Ref. Value			Unit
		Min	Typ.	Max	
Frequency Range		314.90	315.00	315.10	MHz
Modulation		ASK			
Receiver Sensitivity	50Ωantenna direct input/1K Kbps		-116		dBm
Receiver Bandwidth			200		KHz
Operating Voltage		3.6	5.0	5.5	V
Operating Current				12	mA
Data Rate			2.4		Kbps
Image Rejection	293.6MHz		20		dB
Max decoding output Voltage	RL=500K	2.8	3.75	5	V
Min decoding output Voltage				0.5	V
Operating Temperature		-30		+85	°C

Condition: Ta=25°C Vcc=5.0V Freq.=433.92MHz

Specification	State	Ref. Value			Unit
		Min	Typ.	Max	
Frequency Range		433.82	433.92	434.02	MHz
Modulation		ASK			
Receiver Sensitivity	50Ωantenna direct input/1K Kbps		-116		dBm
Receiver Bandwidth			200		KHz
Operating Voltage		3.6	5.0	5.5	V
Operating Current				12	mA
Data Rate			2.4		Kbps
Image Rejection	412.52MHz		20		dB
Max decoding output	RL=500K	2.8	3.75	5	V



CY20

Voltage					
Min decoding output Voltage				0.5	V
Operating Temperature		-30		+85	°C

Mechanical Size: (Unit: MM)

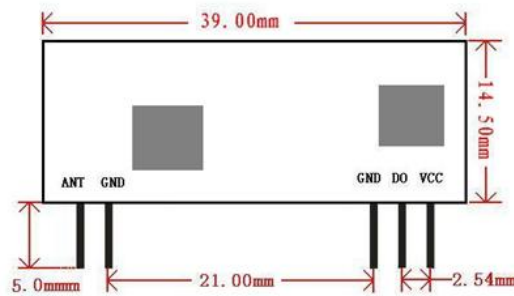


Figure2 CY20 Dimension

For more information and assistance, please contact us as follows:

CY WIRELESS TECHNOLOGY LIMITED

Add: 2705, Modern International Building, Jintian Road, Futian District,

Shenzhen, Guangdong Province, China

Website: www.rficy.com

Email: info@rficy.com